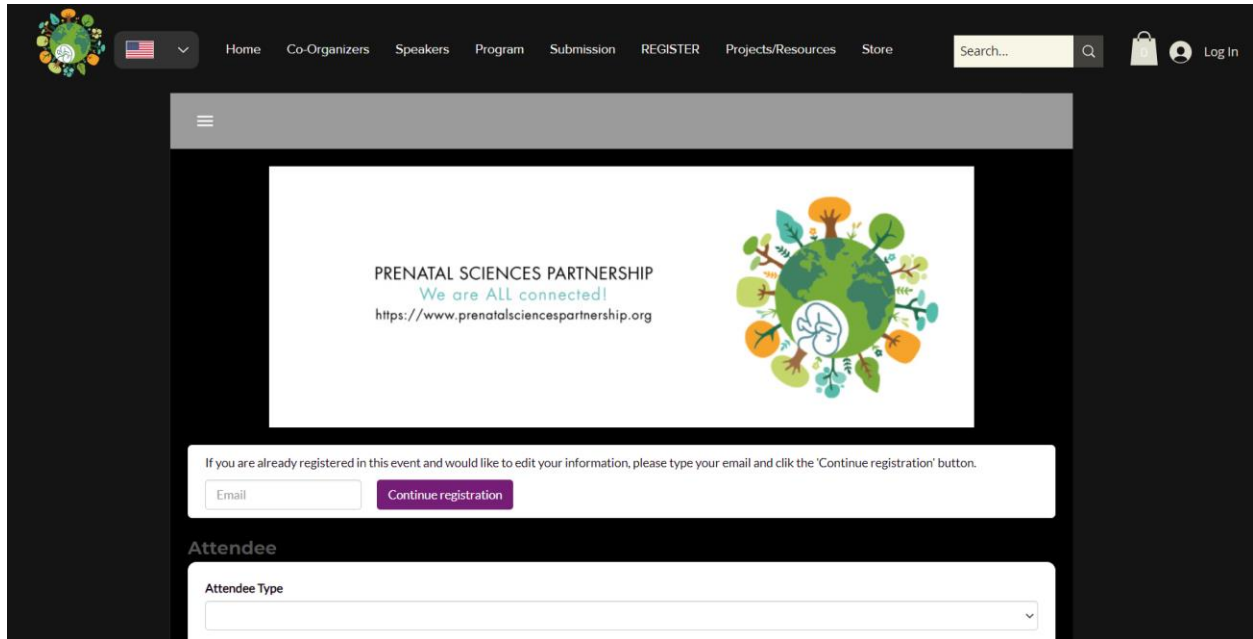


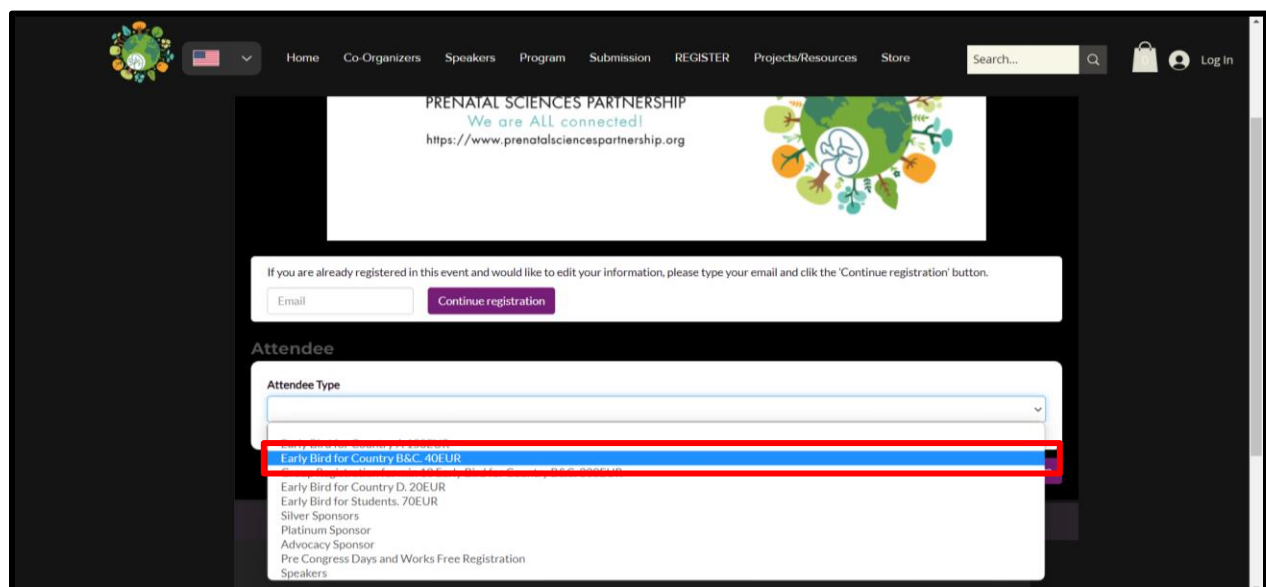
CONGRESS REGISTRATION GUIDE

To register for the congress, you can follow the steps below and complete your registration. If you have already registered before and want to complete your payment, you can go to step 11.

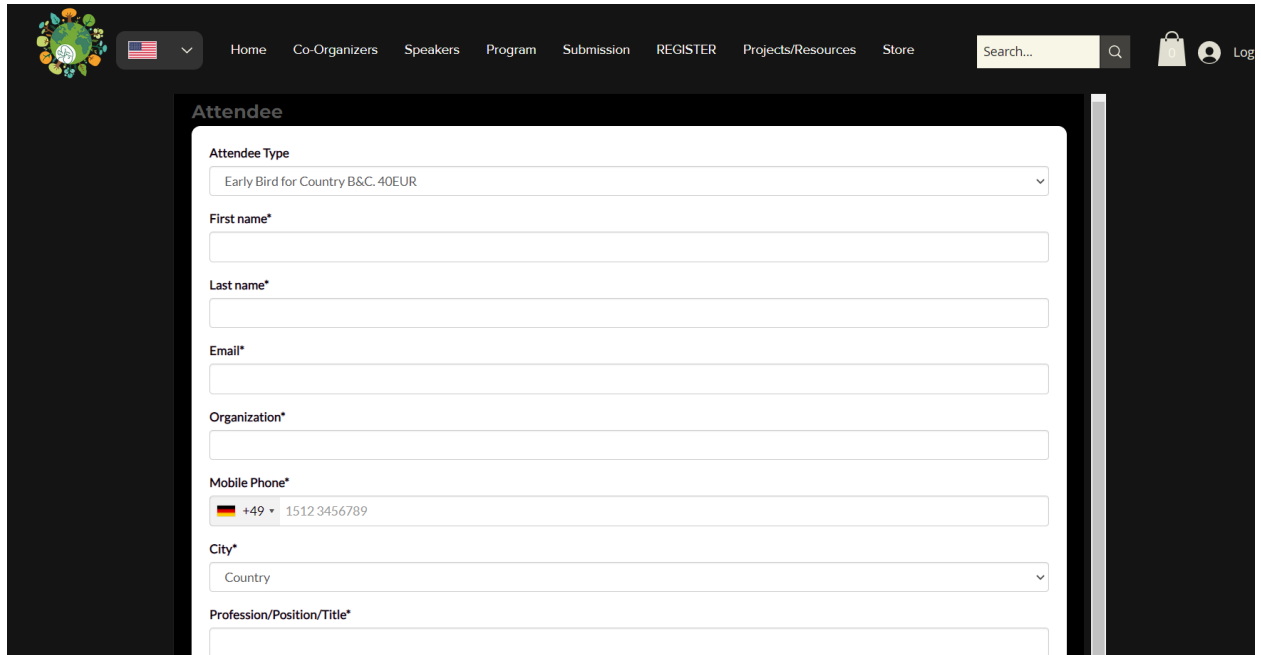
1. Click the 'REGISTER' button to display the registration form.



2. First click the Attendee type. Choose the Attendee Type depending on your country group. (Prices will change according to the period you registered.)



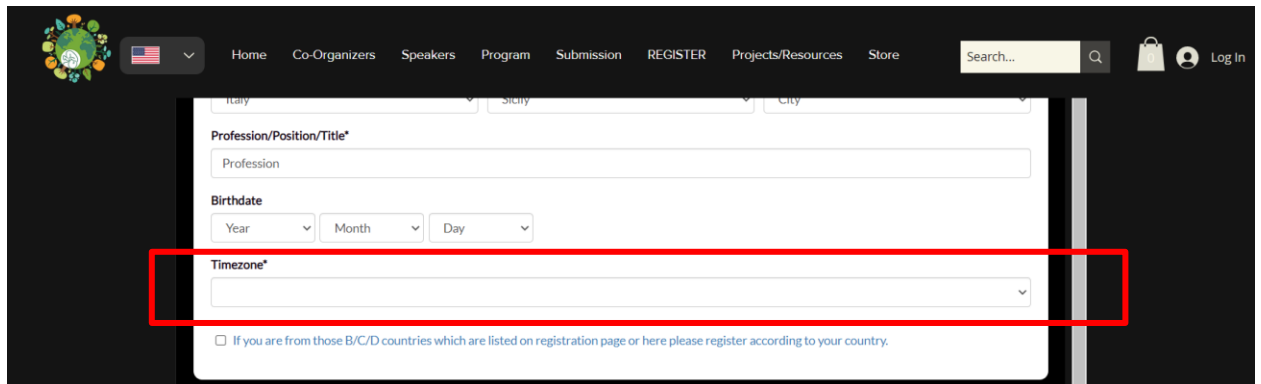
- Fill in your personal information on the form that opens after the selected category. All fields are required. We recommend you to use your active e-mail, as the communication will take place via e-mail.



The screenshot shows a registration form titled "Attendee" on a dark-themed website. The form includes the following fields:

- Attendee Type:** A dropdown menu with the selected option "Early Bird for Country B&C.40EUR".
- First name*:** A text input field.
- Last name*:** A text input field.
- Email*:** A text input field.
- Organization*:** A text input field.
- Mobile Phone*:** A field with a country code dropdown (set to +49) and a phone number input (1512 3456789).
- City*:** A dropdown menu with "Country" selected.
- Profession/Position/Title*:** A text input field.

- Mark the 'Timezone' field on the form depending on your country.

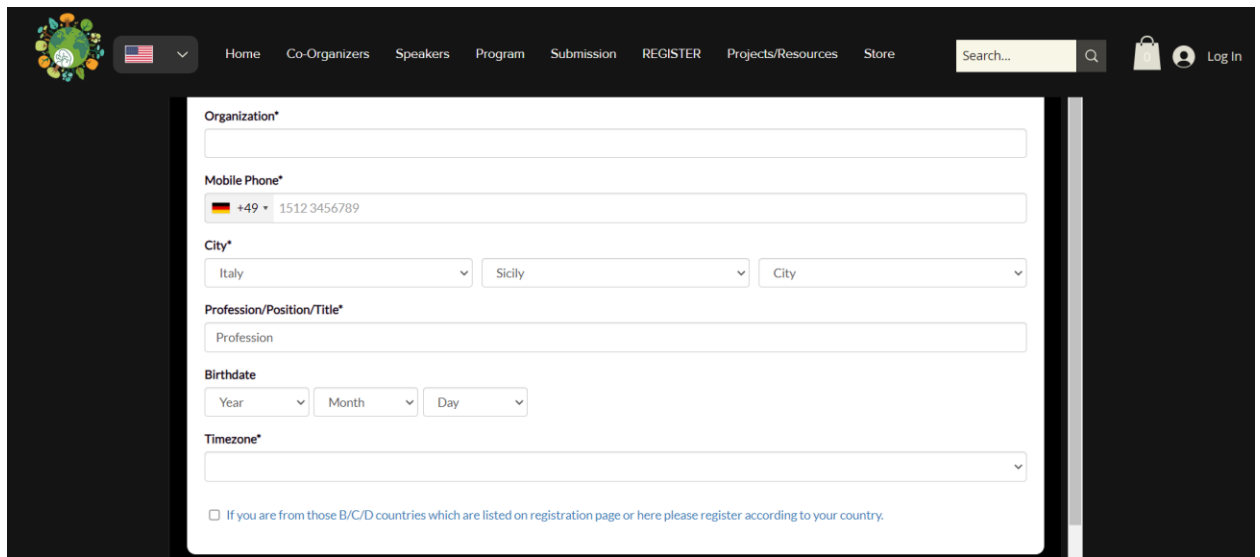


This screenshot shows a different section of the registration form. The fields visible are:

- Profession/Position/Title*:** A text input field containing the word "Profession".
- Birthdate:** Three dropdown menus for "Year", "Month", and "Day".
- Timezone*:** A dropdown menu, which is highlighted with a red rectangular box.

Below the "Timezone" field, there is a checkbox with the text: "If you are from those B/C/D countries which are listed on registration page or here please register according to your country."

5. In city section please select the country, state and city which you will be choosing after you choose your country.

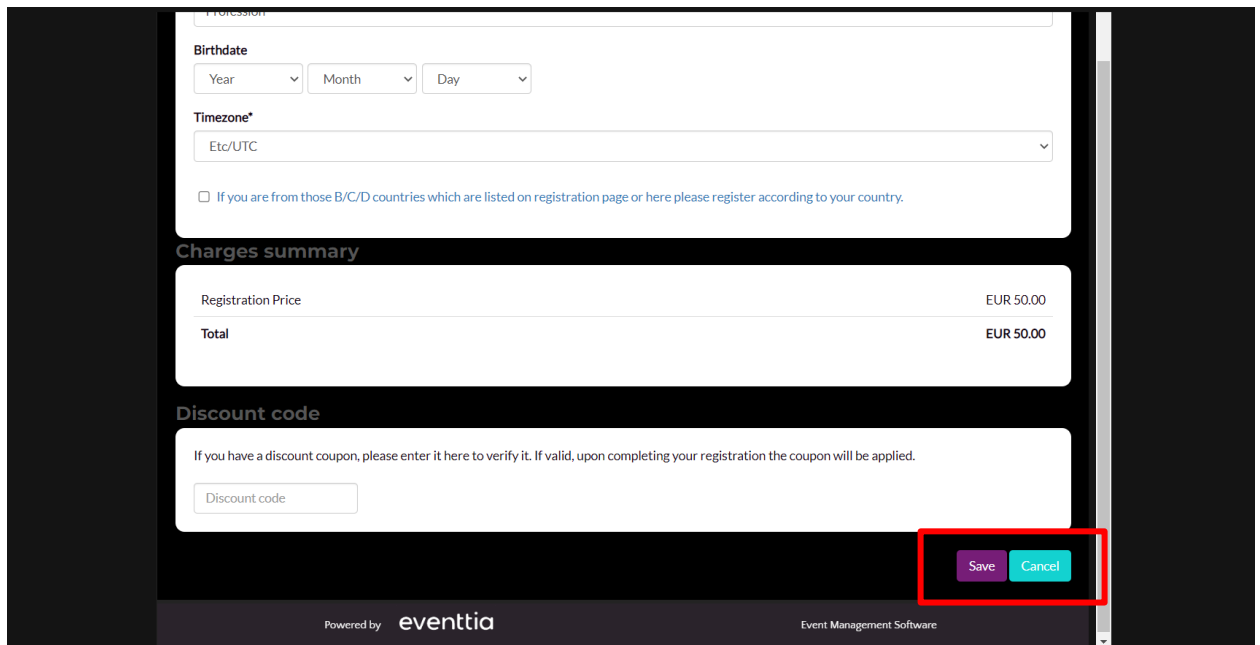


The screenshot shows a registration form with the following fields:

- Organization*
- Mobile Phone* (Country: +49, Number: 1512 3456789)
- City* (Country: Italy, State: Sicily, City: City)
- Profession/Position/Title* (Profession)
- Birthdate (Year, Month, Day)
- Timezone*

If you are from those B/C/D countries which are listed on registration page or here please register according to your country.

6. After entering all the information, you can view the total pricing in the last field of the form. (Pricing is determined automatically according to the registration period.) You can complete the first stage of your registration by clicking the 'SAVE' button



The screenshot shows the bottom part of the registration form:

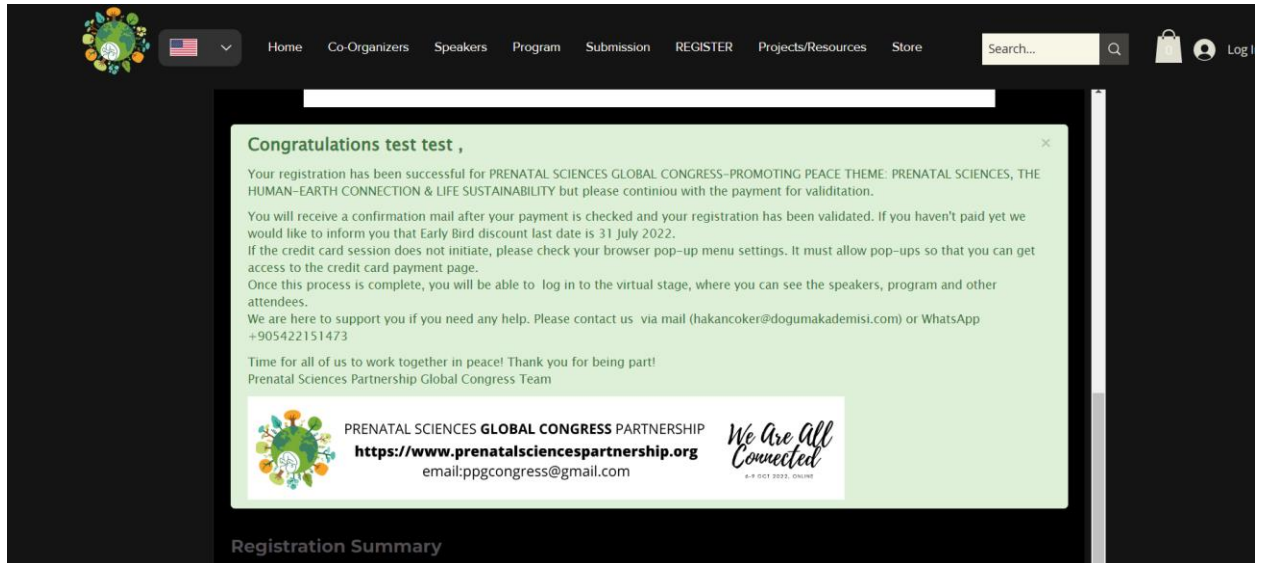
- Birthdate (Year, Month, Day)
- Timezone* (Etc/UTC)
- If you are from those B/C/D countries which are listed on registration page or here please register according to your country.
- Charges summary**

Registration Price	EUR 50.00
Total	EUR 50.00
- Discount code**

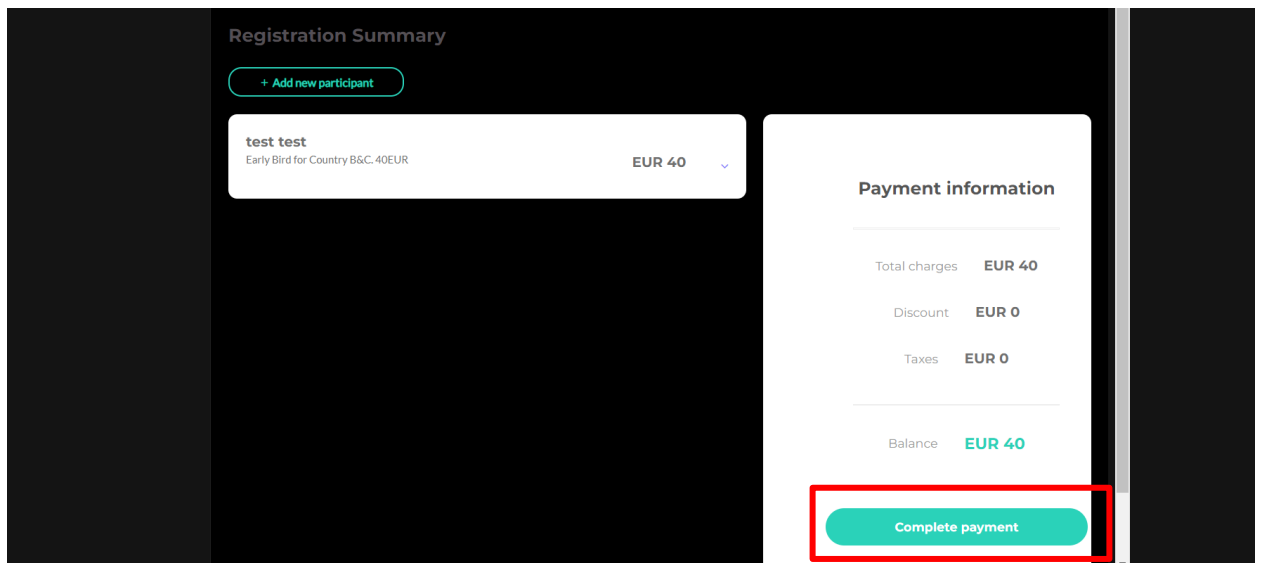
If you have a discount coupon, please enter it here to verify it. If valid, upon completing your registration the coupon will be applied.
- Save** **Cancel** (highlighted with a red box)

Powered by **eventtia** Event Management Software

7. After saving the form, you will see the screen message that the information has been successfully sent to us and your registration is successful. Now you can continue with the payment section.



8. Click on the 'Complete payment' button to complete the payment as the second step of your registration. If you want to add more people than you can click the “add a new participant” button.



9. You can make your payment by entering your card information on the screen that opens. If you haven't seen the image below, check the next step.

Prenatal Sciences Research Institute AMKE SOPHIA

Eventtia

€40,00

Payment for - PRENATAL SCIENCES GLOBAL CONGRESS-
PROMOTING PEACE THEME: PRENATAL SCIENCES, THE
HUMAN-EARTH CONNECTION & LIFE SUSTAINABILITY

stripe tarafından desteklenmektedir Koşullar Gizlilik

G Pay

Ya da kartla ödeyin

E-posta

Kart bilgileri

1234 1234 1234 1234 VISA

AA / YY CVC

Kart üzerindeki ad

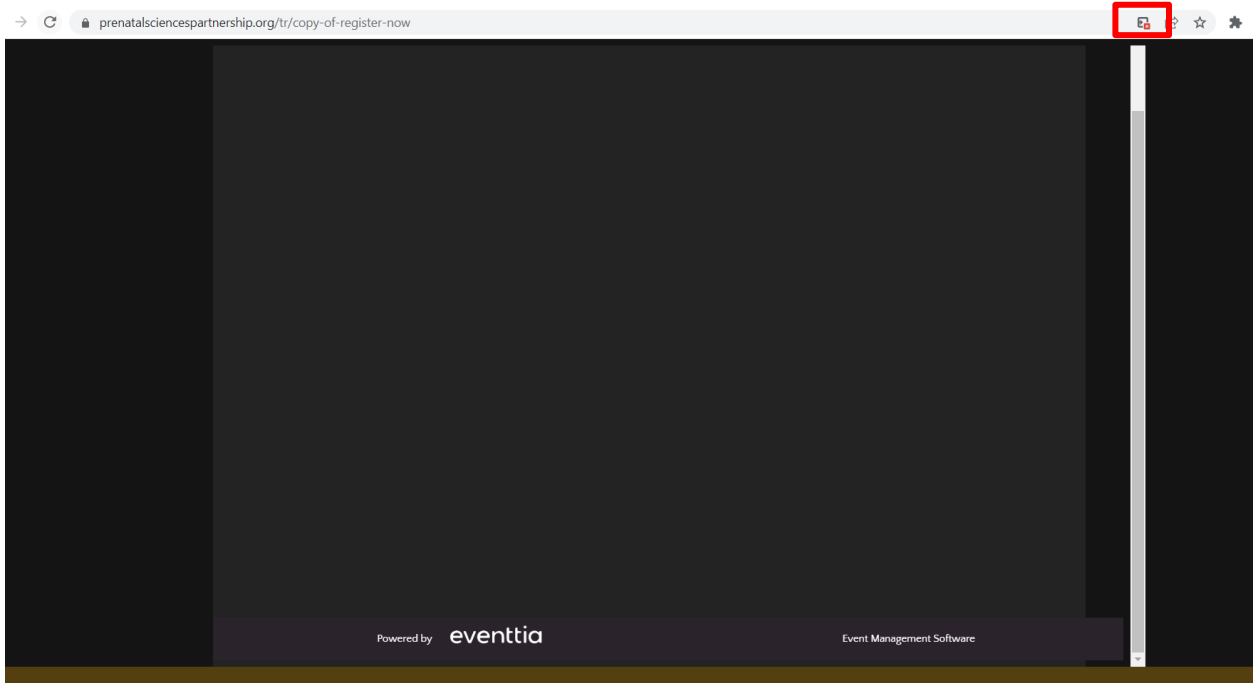
Ülke veya bölge

Türkiye

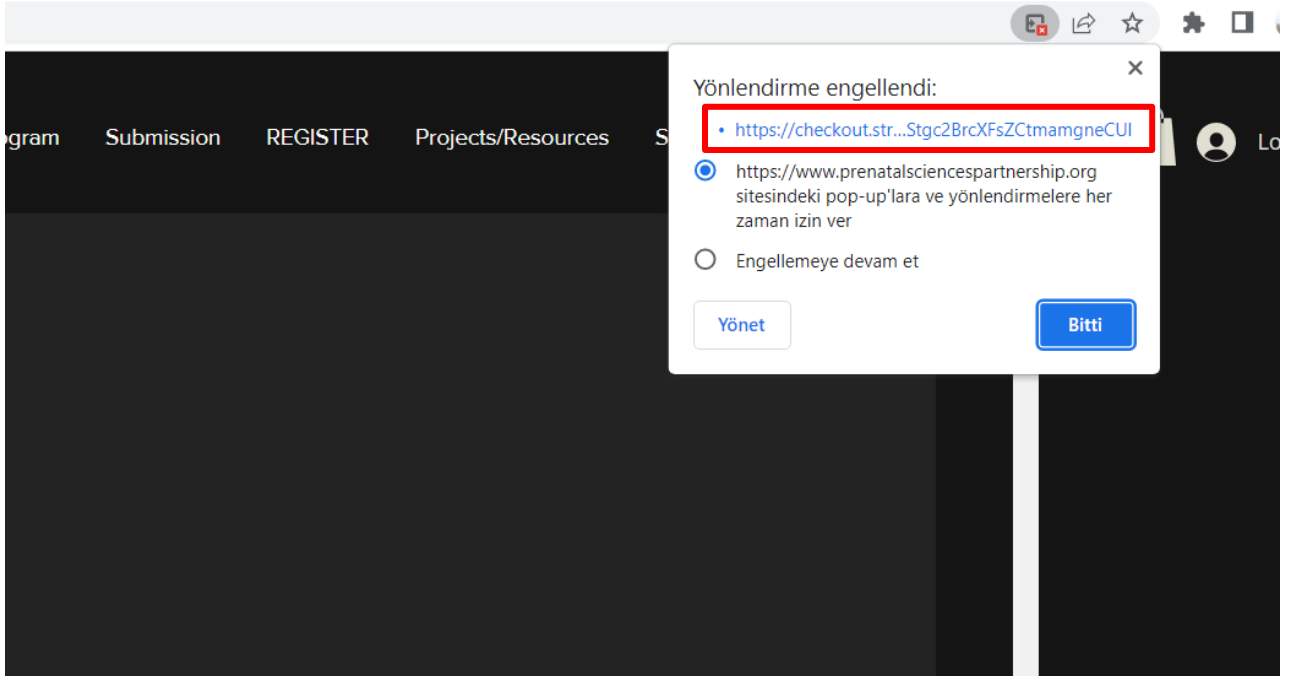
Tek tıklamayla güvenli ödeme için bilgilerimi kaydet
Prenatal Sciences Research Institute AMKE SOPHIA ve
binlerce sitede daha hızlı ödeme yapın.

Öde

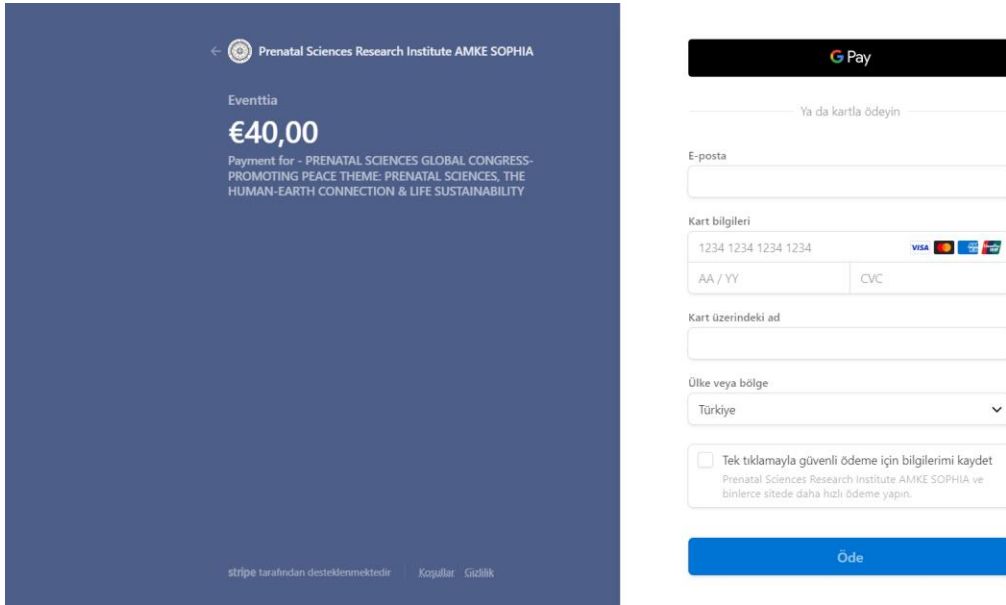
10. If you can't see the screen to enter the card information, click the small red crossed box marked below next to the address bar in the browser.



and click the blocked link at the top.

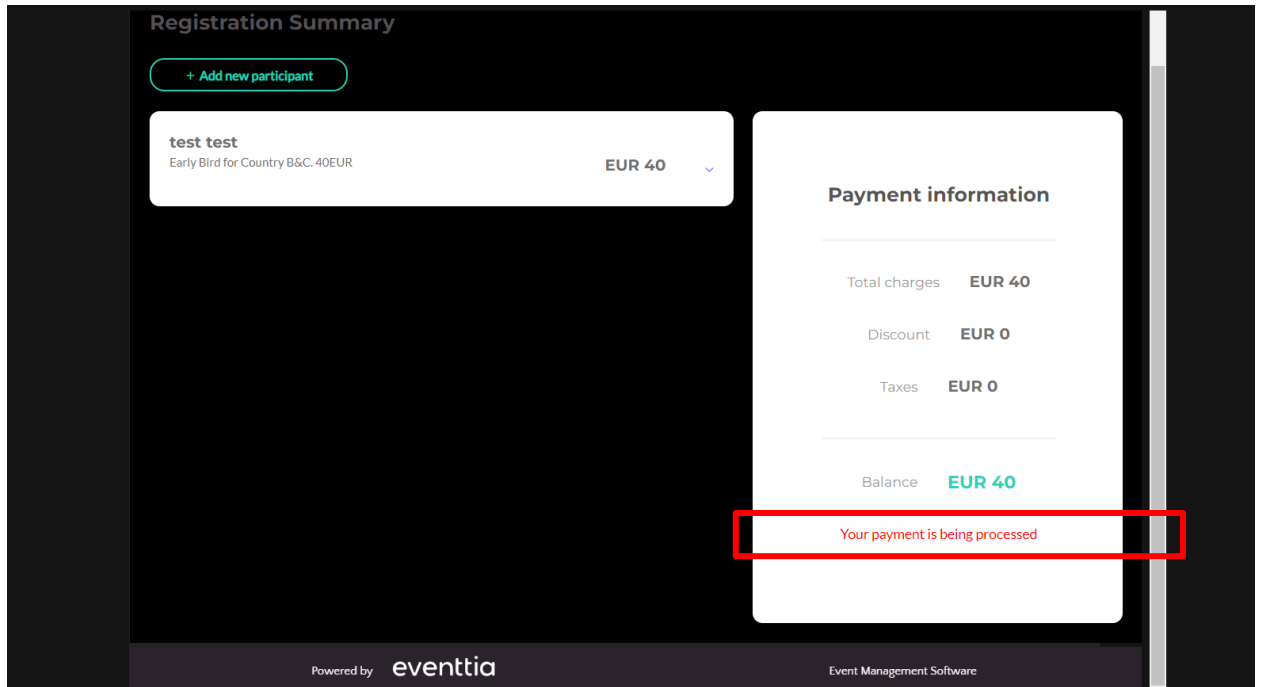


When you click the link, the card information screen will be displayed as follows.



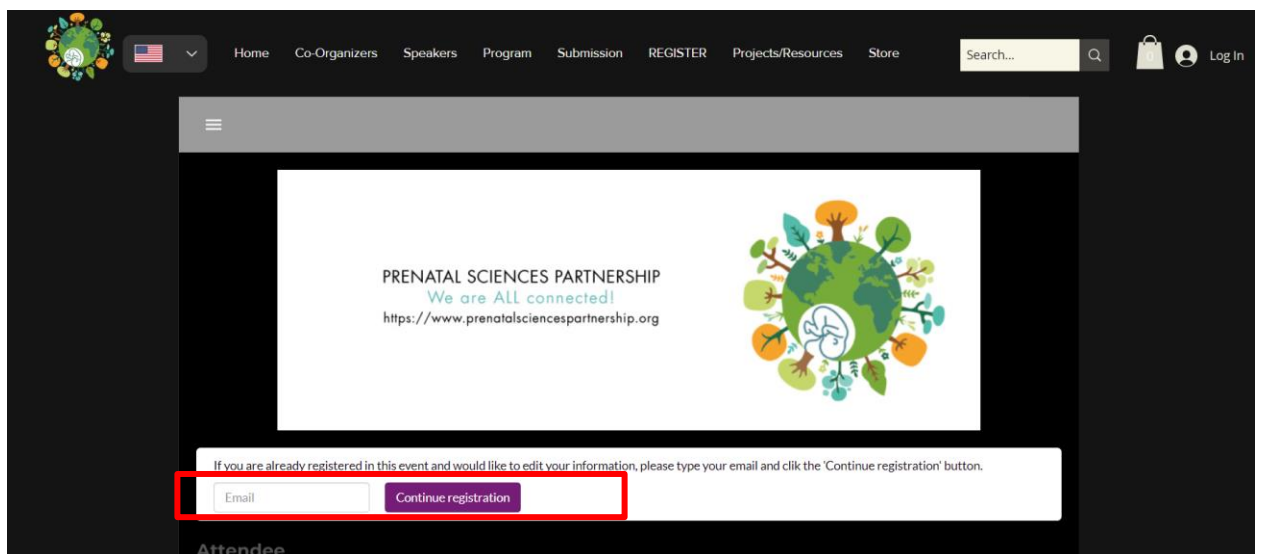
IMPORTANT NOTE: However, after saving the form, check the box in the upper right corner.

If you go back in the browser without clicking it, you will see a message like the one below.

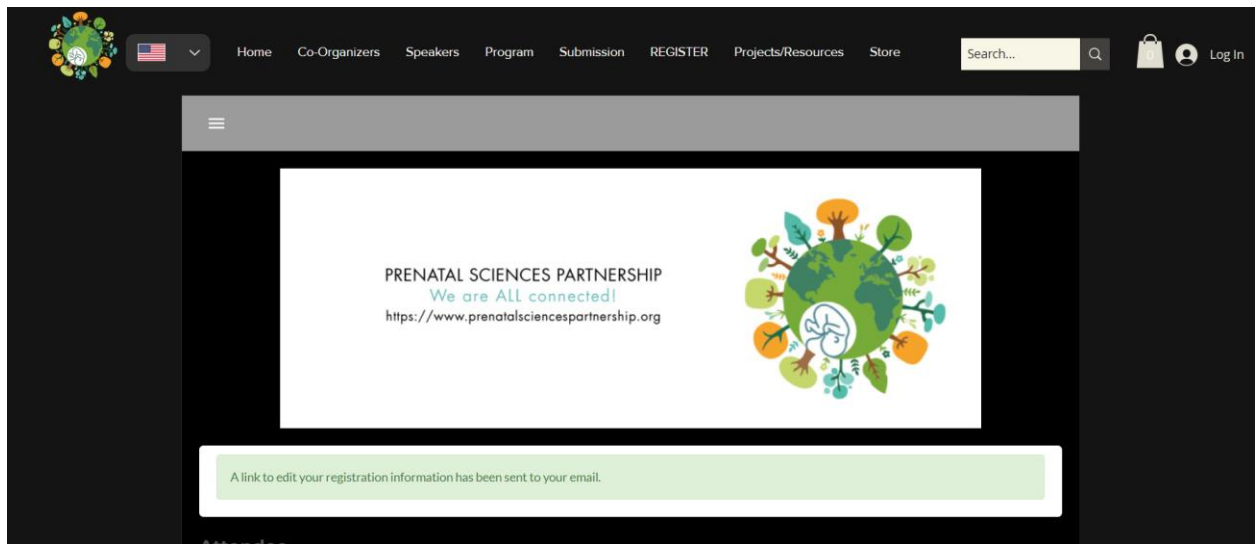


In this case, you can come to the payment step again by waiting a maximum of 24 hours for the payment screen to reactivate. Or you can ask us to cancel that via mail (ppgcongress@gmail.com) You can refer to Step 11 for this.

11. If you have registered before and want to update any information, or if you want to complete the first step by entering personal information and continue for the payment part enter your e-mail information in the field at the top of the form screen and click the 'Continue registration' button.



12. After pressing the button, a message like the one below will be displayed.



13. Go to your e-mail and open the follow-up e-mail with the name Prenatal Sciences Partnership. You can log in to the system again and make your payment by clicking the 'Continue registration' button.

